



### District Report Card: 2017


<b>State:</b> Jammu And Kashmir	<b>District:</b> Ganderbal
<b>Class:</b> 3	<b>Subject:</b> Language
<b>Schools:</b> 43	<b>Students:</b> 385


### Participation/Coverage


#### Students

 GENDER	Boys		Girls	
	Number	%	Number	%
	164	42.60	221	57.40

 AREA	Rural		Urban	
	Number	%	Number	%
	365	94.81	20	5.19

 CATEGORY	SC		ST		OBC		GEN	
	Number	%	Number	%	Number	%	Number	%
	1	0.26	144	37.40	71	18.44	169	43.90

 CWSN	LD	VI	HI	S&LD	ID	Oth
	0	1	1	2	2	0

 Management	Government		Government-aided	
	Number	%	Number	%
	385	100.00	0	0.00

### Average Performance of Students in Language (%)

Overall	Gender		Area		Management		Social Group			
	Male	Female	Rural	Urban	Govt.	Aided	SC	ST	OBC	GEN
68.48	69.80	67.51	67.53	86.00	68.48	0.00	93.33	69.07	71.64	66.51

## Performance on Learning Outcomes (LOs)

Learning Outcomes	Description	Average Performance(%)
L304	Reads small texts with comprehension i.e., identifies main ideas, details, sequence and draws conclusions	70.42
L312	Reads printed scripts on the classroom walls: poems, posters, charts etc.	64.62

Range of Performance of Students who Answered Correctly							
Below 30%		30% - 50%		50% - 75%		Above 75%	
Number	%	Number	%	Number	%	Number	%
36	9.35	50	12.99	128	33.25	171	44.42

## Lowest Performing Learning Outcomes (LOs)

1 - Reads printed scripts on the classroom walls: poems, posters, charts etc. (64.62)

2 - Reads small texts with comprehension i.e., identifies main ideas, details, sequence and draws conclusions (70.42)